




Electrical/Pneumatic Drum and Container Pumps

The ultimate professional solution
to all your transfer needs



Safety is our Concern

From the bucket to the pump

1954

The company is founded by Karl Lutz.

1963

Explosion-proof motor for drum pumps, approved by the PTB*, Braunschweig.

1972

The product innovation – a sealless pumping unit.

1986

First UL approved explosion proof motor B 40-UL, class I - groups C + D, Class II - groups F + G introduced for the US market

1987

The first pumping unit worldwide for complete drum drainage.

1988

The new MA/ME generation of motors: Safety standards that are state of the art even today.



1990

EMIGA emission-proof drum adapter for enhanced safety and health protection at the work place.

1990

The first compressed air motor worldwide in a flameproof enclosure with an explosion-protection classification of Ex d IIC T6.

1993

Modular flow meter system for efficiency and accurate measurement.




1994

Compressed-air-operated oil-free double diaphragm pumps extend the range of products.



2000

New development of a container pump for a safe transfer of chemicals.



2000

New development of a flameproof relay module for flow meters.

2001

Complete pump sets provide enhanced service and a high degree of customer-friendliness.

2001

Centrifugal pumps – easy circulation even in heavy-duty applications.

2001

Certification of all the motors, pumping units and flow meters for compliance with ATEX.



2004

HDO Flow meter series for thin bodied to highly viscous fluids.

2006

Complete pump systems for the transfer of alternative fuels and additives from drums and containers.

2007

Lutz B2 Vario pump for the laboratory and research sector.



2010

Battery powered laboratory pump Lutz B1 for convenient and safe transfer of small liquid amounts.

2011

Lutz B70V Sanitary Pump: Designed according to the latest directives for the high requirements of the food, beverage, pharmaceutical, and cosmetics industry.

2012

The new Lutz Flow Meter Series: In Touch with the Future.



2015

Introduction of the new, FDA compliant Lutz PURE series of pumps and flow meters.

(*The Physikalisch-Technische Bundesanstalt (PTB), Braunschweig and Berlin, is the National Institute of natural and engineering sciences and the highest technical authority for metrology and physical safety engineering in the Federal Republic of Germany)

Lutz Drum Pumps Today

Multiple Variations, infinite Possibilities



The wide variety of fluids and container types/ dimensions necessitates an extensive range of different drum pump models. Lutz Drum Pumps are available in a variety of materials, equipped with motors adapted to the output requirement for differing voltages as well as pneumatically operated, with the required delivery rate and suitable sealing system. Drum pump tubes are available in various tube lengths, the line is accompanied by a wide range of accessories.



Lutz Drum Pump Motors

Convincing Power



B 28

Universal motor

Power: 800 watt/1.07 HP
 Voltage: 120 volt
 Frequency: 60 Hz
 Enclosure: open drip proof
 16' cord and plug



B 36 or B 36-SC (speed control)

Universal motor

Power: 640 watt/0.85 HP
 Voltage: 120 volt (230 V available)
 Frequency: 60 Hz
 Enclosure: open drip proof
 16' cord and plug



B 55-T-5* B 55-T-7**

Universal motor

Power: *) 510 watt/0.68 HP
 **) 700 watt/0.93 HP
 Voltage: 120 volt
 (230 V available)
 Frequency: 60 Hz
 Enclosure: TEFC
 16' cord and plug



MD-1 (Ex)/MD-2 (Ex)/MD-3 (Ex)

Compressed air motor
 (EN 50 014)

Power: 400 watt/0.54 HP
 Operating Pressure: 87 PSI
 Air consumption: 32 CFM



4GT (Non-Ex)

Compressed air motor

Power: 220 watt/0.3 HP
 Operating Pressure: 87 PSI
 Air consumption: 14 CFM



SILVER STAR ME I 6 (Ex)

Universal motor

Power: 0.5 HP
 Voltage: 120 volt
 Frequency: 60 Hz
 Enclosure: Explosion proof
 Class I Groups C + D
 Class II Groups F + G

Variable speed control, 16' cord



MA II 3-12 V

Universal motor

Power: 260 watt/0.35 HP
 Voltage: 12 volt DC
 Enclosure: TEFC
 10' cord with
 alligator clamps



B 4/GT Continuous Duty









Three phase gear motor

Power: 750 watt/1.0 HP
 Voltage: 230/440 volt
 Frequency: 60 Hz
 Enclosure: TEFC
 Optional: Variable speed control via VFD

Lutz Pump Tubes

All Lutz Motors are interchangeable with all Lutz Pump Tubes.

Multi-purpose Pump Tubes – Mechanical Seal (MMS) or Sealless (MSL)

<p>MSL-PP MMS-PP</p>  <p>Polypropylene</p>	 <p>MSL-PVDF MMS-PVDF</p> <p>Polyvinylidene fluoride</p>	<p>MSL-ALU MMS-ALU</p>  <p>Aluminum</p>	 <p>MSL-SS MMS-SS</p> <p>Stainless Steel</p>
<p>MP-PP</p>  <p>Mixing Pump Tube in Polypropylene</p>	 <p>RE 88 PP</p> <p>Complete drum drainage in Polypropylene</p>	<p>SL-HC</p>  <p>Hastelloy C</p>	 <p>B70V-SR</p> <p>Progressive Cavity Pump in Stainless Steel</p>
<p>MP-SS</p>  <p>Mixing Pump Tube in Stainless Steel</p>	<p>RE 88 SS</p>  <p>Complete drum drainage in Stainless Steel</p>		

Motors and pump tubes are sold separately

Technical Data



Pump tubes			MMS-PP MSL-PP 41-R SS/HC	MMS-PP MSL-PP 41-L SS/HC	MMS-PVDF MSL-PVDF 41-R HC	MMS-PVDF MSL-PVDF 41-L HC	MMS-ALU MSL-ALU 41-R	MMS-ALU MSL-ALU 41-L	MMS-SS MSL-SS 41-R	MMS-SS MSL-SS 41-L
Mechanical Seal (MS) Sealless (SL)			MS / SL	MS / SL	MS / SL	MS / SL	MS / SL	MS / SL	MS / SL	MS / SL
Max. Temperature			122 °F	122 °F	212 °F	212 °F	212 °F	212 °F	212 °F	212 °F
Type of impeller			Rotor	Impeller	Rotor	Impeller	Rotor	Impeller	Rotor	Impeller
Zone 0			No	No	No	No	No	No	Yes	Yes
	Quantity*	Up to GPM	48	24	48	24	48	24	54	29
	Delivery head*	Up to FT	33	69	33	69	33	69	40	66
	Viscosity**	Up to cps	400/600	1000/1200	400/600	1000/1200	400/600	1000/1200	600/1000	1000/1200
	Spec. gravity***	Up to	1.5	2.0	1.5	2.0	1.5	2.0	1.5	2.0
	Weight lbs.	Motor + pump tube	9.7	9.7	10.8	10.8	10.4	10.4	13.5	13.5
	Quantity*	Up to GPM	45	23	45	23	45	23	54	29
	Delivery head*	Up to FT	31	69	31	69	31	69	36	68.5
	Viscosity**	Up to cps	300/600	500/900	300/600	500/900	300/600	500/900	300/900	500/1100
	Spec. gravity***	Up to	1.1	1.4	1.1	1.4	1.1	1.4	1.1	1.4
	Weight lbs.	Motor + pump tube	7.4	7.4	9.9	9.9	9.5	9.5	12.6	12.6
	Quantity*	Up to GPM	42	21	42	21	42	21	48	25
	Delivery head*	Up to FT	26	56	26	56	26	56	31	52.5
	Viscosity**	Up to cps	100/500	600/1000	100/500	600/1000	100/500	600/1000	100/600	400/1000
	Spec. gravity***	Up to	1.2	1.6	1.2	1.6	1.2	1.6	1.2	1.6
	Weight lbs.	Motor + pump tube	14.5	14.5	15.6	15.6	15.2	15.2	18.3	18.3
	Quantity*	Up to GPM	43	22	43	22	43	22	51	28
	Delivery head*	Up to FT	36	66	36	66	36	66	39	59
	Viscosity**	Up to cps	100/500	600/1000	100/500	600/1000	100/500	600/1000	100/600	400/1000
	Spec. gravity***	Up to	1.1	1.5	1.1	1.5	1.1	1.5	1.3	1.7
	Weight lbs.	Motor + pump tube	17.2	17.2	18.3	18.3	17.9	17.9	21.0	21.0
	Quantity*	Up to GPM	48	23	48	23	48	23	56	29
	Delivery head*	Up to FT	33	66	33	66	33	66	39	66
	Viscosity**	Up to cps	850/850	1100/1100	850/850	1100/1100	850/850	1100/1100	850/850	1100/1100
	Spec. gravity***	Up to	1.2	1.6	1.2	1.6	1.2	1.6	1.2	1.6
	Weight lbs.	Motor + pump tube	5.9	5.9	7	7	6.6	6.6	9.7	9.7
	Quantity*	Up to GPM	32	18	32	18	32	18	41.5	22.5
	Delivery head*	Up to FT	20	36	20	36	20	36	24.5	43
	Viscosity**	Up to cps	400/400	900/900	400/400	900/900	400/400	900/900	300/300	600/600
	Spec. gravity***	Up to	1.2	1.6	1.2	1.6	1.3	1.6	1.2	1.6
	Weight lbs.	Motor + pump tube	4.9	4.9	6	6	5.6	5.6	8.7	8.7
	Quantity*	Up to GPM	×	×	×	×	×	×	49	27
	Delivery head*	Up to FT	×	×	×	×	×	×	33	56
	Viscosity**	Up to cps	×	×	×	×	×	×	300/500	600/750
	Spec. gravity***	Up to	×	×	×	×	×	×	1.3	1.7
	Weight lbs.	Motor + pump tube	×	×	×	×	×	×	20.7	20.7

*Determined with water at 68 °F.

** Determined with oil.
Continuous/
intermittent duty (10 min.)

***Determined with 10 feet 3/4" hose and open discharge.
Higher densities possible for shorter operating periods.

× Not a suggested combination

Technical Data



SL-HC	SL-HC	RE 88 PP	RE 88 SS	MP MS-PP MP SL-PP	MP MS-SS	B70V-SR	B70V-SR	Pump tubes
42-R	42-L	41-L	41-L	50/41-L	41-R	25.1 PTFE	25.1 PTFE	
SL	SL	MS	MS	MS	MS	Packed Gland	MS	Mechanical Seal (MS) Sealless (SL)
248 °F	248 °F	122 °F	212 °F	122 °F	212 °F	284 °F	284 °F	Max. Temperature
Rotor	Impeller	Impeller	Impeller	Impeller	Rotor	****	****	Type of impeller
Yes	Yes	No	Yes	No	Yes	No	Yes	Zone 0
54	29	16	17	24	49	▲	▲	Quantity*Up to GPM
40	66	43	56	69	36	▲	▲	Delivery head* Up to FT
600/1000	1000/1200	1300/1500	1000/1400	1000/1200	300/600	25,000	25,000	Viscosity** Up to cps
1.5	2.0	2.1	2.0	2.0	1.5	*	*	Spec. gravity*** Up to
16.7	16.7	10	15	10	14.3	26.0	26.0	Weight lbs.
54	29	16	20	23	51	▲	▲	Quantity*Up to GPM
36	69	42.5	62	69	29.5	▲	▲	Delivery head* Up to FT
300/900	500/1100	1200/1400	500/1000	500/900	100/300	20,000	20,000	Viscosity** Up to cps
1.1	1.4	1.9	1.4	1.4	1.1	*	*	Spec. gravity*** Up to
15.9	15.9	9.1	14.1	9.1	13.5	23.5	23.5	Weight lbs.
48	25	15	16	21	45	▲	▲	Quantity*Up to GPM
31	52.5	36	46	56	28	▲	▲	Delivery head* Up to FT
100/600	400/1000	1000/1200	400/800	600/1000	100/200	20,000	20,000	Viscosity** Up to cps
1.2	1.6	1.7	1.6	1.6	1.2	*	*	Spec. gravity*** Up to
21.6	21.6	14.8	19.8	14.8	19.2	29.0	29.0	Weight lbs.
51	28	15	16	22	50	▲	▲	Quantity*Up to GPM
39	59	39	52.5	65	40	▲	▲	Delivery head* Up to FT
100/600	400/1000	1000/1200	400/800	600/1000	100/200	20,000	20,000	Viscosity** Up to cps
1.3	1.7	1.8	1.7	1.5	1.3	*	*	Spec. gravity*** Up to
24.3	24.3	17.5	22.5	17.5	21.9	31.7	31.7	Weight lbs.
56	29	16	18	23	52	▲	▲	Quantity*Up to GPM
39	66	39	56	66	39	▲	▲	Delivery head* Up to FT
850/850	1100/1100	1600/1600	1200/1200	1100/1100	400/400	50,000	50,000	Viscosity** Up to cps
1.2	1.6	1.7	1.5	1.6	1.2	*	*	Spec. gravity*** Up to
13	13	6.2	11.2	6.2	10.6	20.5	20.5	Weight lbs.
41.5	22.5	12	12	18	36	–	–	Quantity*Up to GPM
24.5	43	26	31.5	36	20.5	–	–	Delivery head* Up to FT
300/300	600/600	500/500	500/500	900/900	300/300	–	–	Viscosity** Up to cps
1.2	1.6	1.7	1.5	1.6	1.2	–	–	Spec. gravity*** Up to
12	12	5.2	10.2	5.2	9.6	–	–	Weight lbs.
49	27	×	18.5	×	47	▲	▲	Quantity*Up to GPM
33	56	×	49	×	38	▲	▲	Delivery head* Up to FT
300/500	600/750	×	600/800	×	100/300	20,000	20,000	Viscosity** Up to cps
1.3	1.7	×	1.7	×	1.3	*	*	Spec. gravity*** Up to
24	24	×	22.2	×	21.6	31.7	31.7	Weight lbs.



B 28



B 36



B 55-T-5



B 55-T-7



MD-1/MD-2/MD-3



4 GT



ME 16

SILVER STAR

**** SS Rotor with PTFE Stator

▲ Consult Lutz Pumps

× Not a suggested combination

The Multipurpose Solution

4 Options – One pump tube

- Mech. Seal (MS)
- Seal Less (SL)
- High volume Rotor (R)
- High head Impeller (L)

60 Years of Experience ...

This brilliant design, from the top bearing housing to the discharge-T and pump tube will assure you the highest chemical resistance and minimal wear – reducing cost and downtime.

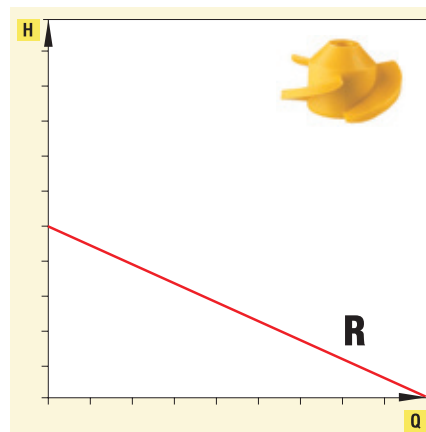
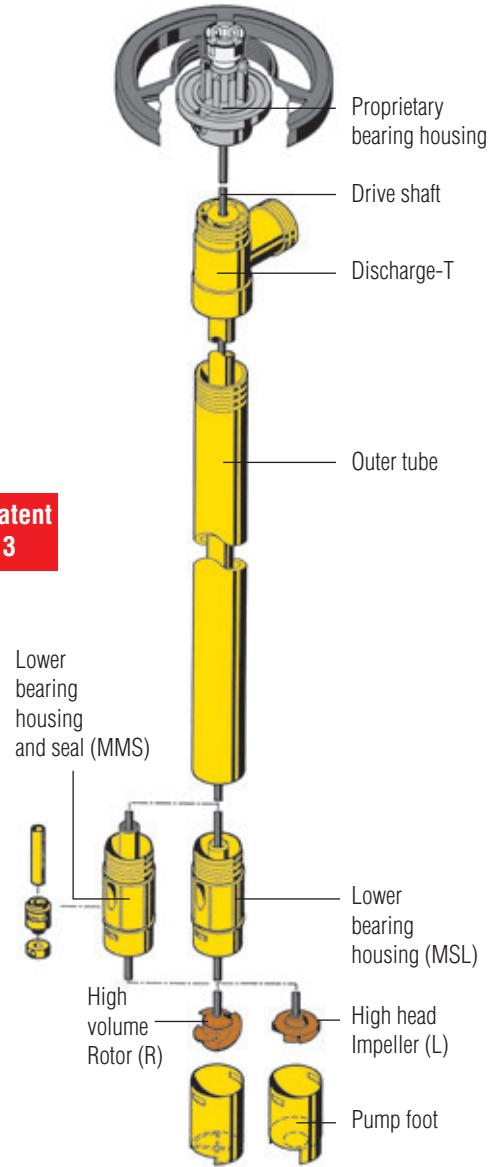
High Quality – For You

Our proprietary metal bearing housing enhances the heat dissipation of the bearing friction. The exceptionally corrosion-resistant coating ensures extended pump life. Due to wall thickness, the outer tube is extremely rigid. The drive shaft for PVDF and PP pump tubes are in Hast. C with stainless as an option.

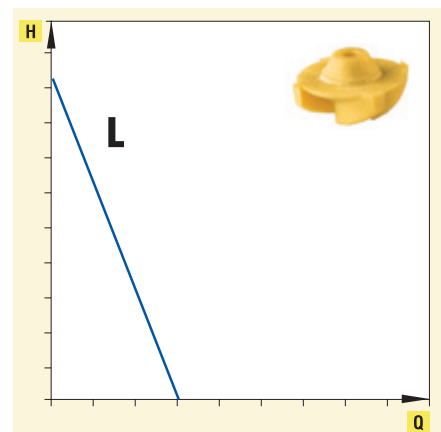
Maintenance Made Simple

Cost and downtime reduced! The lower bearing housing with mech. seal (MS) or in sealless (SL) design is easily replaced if repairs or conversions are required. This also applies when changing the rotor or impeller. The robust snap on/off pump foot is very easily replaced, as well.

**United States Patent
No. 6,007,313**



High volume Rotor (R)



High head Impeller (L)

Lutz Polypropylene Pump Tube

For a wide range of acids and alkalis

Sealless (MSL) or with Mechanical Seal (MMS)

Applications

This robust Lutz pump tube with mechanical seal or in sealless design is suitable for pumping clean and dirty, thin-bodied and slightly viscous, aggressive and non-aggressive liquids out of drums and small or large containers.

The pump tube is non-lubricated, thus preventing contamination of the liquids pumped.

Structure and function (MMS-PP)

Lutz pump tubes are immersible centrifugal pumps. The drive shaft of this pump tube is sealed by a single-acting mechanical seal (MS). The patented mechanical seal is integral with the lower bearing housing. This position guarantees the best operating conditions and ensures the long service life of the mechanical seal.

The pump must not be allowed to run dry.

Structure and function (MSL-PP)

Lutz pump tubes are immersible centrifugal pumps.

The drive shaft of this pump tube is not sealed. The bearing housing unit above the impeller is designed to prevent pumped liquid from rising between the shaft and the inner tube. This device guides the liquid which penetrates between the drive shaft and the shaft bearing back into the container being drained.

Length:

MMS/MSL: 27", 39", 47"

MSL only: 55", 59", 63", 67", 78"

Special length on request.



Warning:

This drum and container pump **must not** be used for flammable liquids.

Note:

Axial-flow rotor for high delivery rate and low delivery head. Radial-flow impeller for low delivery rate and high delivery head.

Type	MMS-PP (Mechanical Seal)	MSL-PP (Sealless)
Wetted parts		
Housing:	Polypropylene	Polypropylene
Mechanical seal:	Carbon, SiC, FPM, HC-4 (2.4610)	None
Bearings:	ETFE/PTFE	ETFE/PTFE
Drive shaft:	Stainless Steel (316 Ti) HC-4 (2.4610) on request	HC-4 (2.4610) Stainless Steel (316 Ti)
Examples of media:	Acids, Alkalis, Vegetable Oils, Liquids, Phosphates, Sulphates, Nitrates, Chlorates, Paints and Inks, Water, Sulphites	Acids, Alkalis, Galvanic Fluids, Phosphates, Sulphates, Nitrates, Chlorates, Paints and Inks, Water, Oils, Sulphites
Type of impeller:	axial-flow rotor (R) or radial-flow impeller (L) Material: PP	axial-flow rotor (R) or radial-flow impeller (L) Material: PP

For performance information see pages 6 & 7



Picture shows:
Pump tube with motor B 36

Lutz PVDF Pump Tube

For highly aggressive liquids



Picture shows:
Pump tube with motor B 55 T

Sealless (MSL) or with Mechanical Seal (MMS)

Applications

This robust Lutz pump tube with mechanical seal or in sealless design is suitable for pumping clean and dirty, thin-bodied and slightly viscous, highly aggressive and non-aggressive liquids out of drums and small or large containers. The pump tube is non-lubricated, thus preventing contamination of the liquids pumped.

Structure and function (MMS-PVDF)

Lutz pump tubes are immersible centrifugal pumps. The drive shaft of this pump tube is sealed by a single-acting mechanical seal (MS). The patented mechanical seal is integral with the lower bearing housing. This position guarantees the best operating conditions and ensures the long service life of the mechanical seal. The pump must not be allowed to run dry.

Structure and function (MSL-PVDF)

Lutz pump tubes are immersible centrifugal pumps. The drive shaft of this pump tube is not sealed. The bearing housing unit above the impeller is designed to prevent pumped liquid from rising between the shaft and the inner tube. This device guides the liquid which penetrates between the drive shaft and the shaft bearing back into the container being drained.

Length:

27", 39", 47"
Special length on request.



Warning:

This drum and container pump **must not** be used for flammable liquids.

Note:

Axial-flow rotor for high delivery rate and low delivery head. Radial-flow impeller for low delivery rate and high delivery head.

Type	MMS-PVDF (Mechanical Seal)	MSL-PVDF (Sealless)
Wetted parts		
Housing:	PVDF	PVDF
Mechanical seal:	Carbon, SiC, FPM, HC-4 (2.4610)	None
Bearings:	PTFE	PTFE
Drive shaft:	HC-4 (2.4610)	HC-4 (2.4610)
Examples of media:	Highly concentrated Acids and Alkalis, Ethyl Chloride, Chloroform, Chromic Acid, Phosphoric Acid 95%, Perchloric Acid, Sulphuric Acid, Chlorine Water etc.	Highly concentrated Acids and Alkalis, Bromic Acid, Hydrobromic Acid, Chloroform, Dimethyl Phthalate, Hydrofluoric Acid, Potassium Bromate, Sodium Perchlorate, Phosphoric Acid 95%, Nitric Acid etc.
Type of impeller:	axial-flow rotor (R) or radial-flow impeller (L) Material: ETFE	axial-flow rotor (R) or radial-flow impeller (L) Material: ETFE

For performance information see pages 6 & 7

Lutz Aluminum Pump Tube

For neutral liquids

Sealless (MSL) or with Mechanical Seal (MMS)

Applications

This robust Lutz pump tube with mechanical seal or in sealless design is suitable for pumping neutral, non-aggressive, clean, thin-bodied and slightly viscous liquids out of drums and small or large containers. The pump tube is non-lubricated, thus preventing contamination of the liquids pumped.

Structure and function (MMS-ALU)

Lutz pump tubes are immersible centrifugal pumps. The drive shaft of this pump tube is sealed by a single-acting mechanical seal (MS) and two shaft seals located behind it, making a robust sealing system. The pump must not be allowed to run dry.

Structure and function (MSL-ALU)

Lutz pump tubes are immersible centrifugal pumps. The drive shaft of this pump tube is not sealed. The bearing housing unit above the impeller is designed to prevent pumped liquid from rising between the shaft and the inner tube. This device guides the liquid which penetrates between the drive shaft and the shaft bearing back into the container being drained. It is so designed that it can run dry.

Length:

27", 39", 47"
Special length on request.



Warning:

This drum and container pump **must not** be used for flammable liquids.

Note:

Axial-flow rotor for high delivery rate and low delivery head. Radial-flow impeller for low delivery rate and high delivery head.

Type	MMS-ALU (Mechanical Seal)	MSL-ALU (Sealless)
Wetted parts		
Housing:	ALU, PVDF	Alu, PVDF
Seals:	FPM	None
Mechanical seal:	Carbon, SiC, FPM, Stainless Steel	None
Bearings:	PTFE	PTFE
Drive shaft:	Stainless Steel (316 Ti)	Stainless Steel (316 Ti)
Examples of media:	Thin-bodied and slightly viscous Mineral Oils, contaminated Oils, Cooling Lubricants, Vegetable Oils, Butylene Glycol, Diesel Fuel, Chlorodiphenyl, Fuel Oil, Ethereal Oils etc.	Thin-bodied and medium viscous Mineral Oils, Butylene Glycol, Diesel Fuel, Fuel Oil, Crude Oil, Phenol, Glycerine, Fatty Acid, Ethereal Oils, Linseed Oil, Paraffin Oil etc.
Type of impeller:	axial-flow rotor (R) or radial-flow impeller (L) Material: ETFE	axial-flow rotor (R) or radial-flow impeller (L) Material: ETFE

For performance information see pages 6 & 7



Picture shows:
Pump tube with motor B 55 T4

Lutz Stainless Steel Pump Tube

For flammable and aggressive liquids



MMS Series:
Available with welded Tri-Clamp connection

MMS/MSL Series:
Available with threaded Tri-Clamp connection

Picture shows:
Pump tube with motor Silver Star ME I 6

Sealless (MSL) or with Mechanical Seal (MMS)

Applications

This robust Lutz pump tube with mechanical seal or in sealless design is suitable for pumping clean and dirty, thin-bodied and slightly viscous, aggressive and non-aggressive, flammable and non-flammable liquids out of drums and small or large containers. The pump tube is non-lubricated, thus preventing contamination of the liquids pumped.

Structure and function (MMS-SS)

Lutz pump tubes are immersible centrifugal pumps. The drive shaft of this pump tube is sealed by a single-acting mechanical seal (MS) and two shaft seals located behind it, making a robust sealing system. The pump tube must not be allowed to run dry.



Pump tube also available in FDA/PURE version with Tri-Clamp connection. All materials coming into contact with the pumped medium are physiologically safe. The pump tubes are mainly used in the food, cosmetics and pharmaceutical industries.

For correct bonding and grounding see page 13.

Structure and function (MSL-SS)

Lutz pump tubes are immersible centrifugal pumps.

The drive shaft of this pump is not sealed. The bearing housing insert above the impeller is designed to prevent the pumped liquid from rising between the shaft and the inner tube. This insert guides the liquid which penetrates between the drive shaft and the shaft bearing back into the container being drained.

Length:

MMS/MSL: 27", 39", 47"
MSL only: 55", 59", 63", 67", 78"
Special length on request.



The pump tube is "Zone 0" approved in combination with the original Lutz motors ME I / MD-1/ MD-2 / MD-3 in accordance with standards for use in hazardous locations.

Note:

Axial-flow rotor for high delivery rate and low delivery head. Radial-flow impeller for low delivery rate and high delivery head.

Type	MMS-SS (Mechanical Seal)	MSL-SS (Sealless)
Wetted parts		
Housing:	Stainless Steel (316 Ti)	Stainless Steel (316 Ti)
Seals:	FPM	None
Mechanical seal:	Carbon, Ceramic, FPM, Stainless Steel (316 Ti)	None
Bearings:	Carbon	Carbon
Drive shaft:	Stainless Steel (316 Ti)	Stainless Steel (316 Ti)
Examples of media:	Gasoline, thin-bodied Oils, Solvents, Chlorine Carbon Hydrogens, Alcohols, Amines, Benzoles, Phenoles, Toluol, XyloI, Fruit Juices, Paints and Inks, Vegetable Oils etc.	Alcohols, Aceton, Acetonitrile, Acetates, Ether, Diethanolamine, Freon, Frigen, Methylene Chloride, Dimethyl Phthalate, Dioxane, Diethylamine, Pyridine etc.
Type of impeller:	axial-flow rotor (R) or radial-flow impeller (L) Material: ETFE	axial-flow rotor (R) or radial-flow impeller (L) Material: ETFE

For performance information see pages 6 & 7

Lutz Hastelloy C Pump Tube

For extremely corrosive applications

SL-HC Sealless

Applications

This robust Lutz pump tube is suitable for pumping nearly all kinds of liquids, whether extremely aggressive or flammable, clean or dirty, thin-bodied or slightly viscous out of drums and small or large containers.

Structure and function (SL-HC)

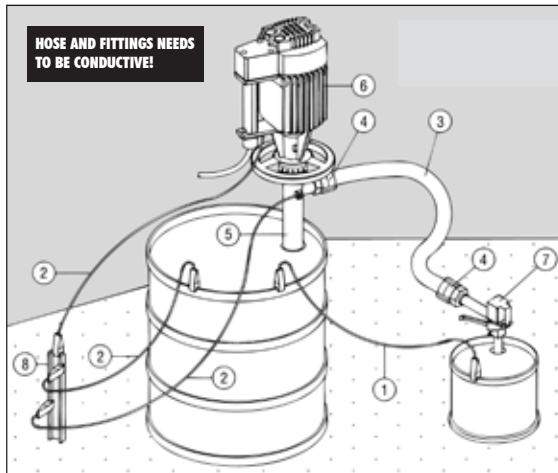
Lutz pump tubes are immersible centrifugal pumps. The drive shaft of this pump is not sealed. The bearing housing insert above the impeller is designed to prevent the pumped liquid from rising between the shaft and the inner tube. This insert guides the liquid which penetrates between the drive shaft and the shaft bearing back into the container being drained.

Length:

39", 47", Special length on request.



The pump tube is "Zone 0" approved in combination with the original Lutz motors ME 1 / MD-1 / MD-2 / MD-3 in accordance with standards for use in hazardous locations.



*Zone "0": Defines a constant hazardous explosive atmosphere. Covers interior of drum/container used for storing or transporting of explosive liquids. Equipment approved for zone "0" must be specially tested and certified.

Required accessories for using explosion proof pumps in hazardous locations:

Explosion proof plug and socket outlets, bonding and grounding cable, conductive hoses and nozzles in Stainless Steel. Ex-Motor (ME 1, MD-1, MD-2, MD-3)

Bonding and Grounding Diagram

- ① Bonding wire
- ② Ground wire
- ③ Conductive hose, (10⁶ Ohm)
- ④ Conductive fitting of the hose into hose connector
- ⑤ Metal pump tube for zone "0" in Stainless Steel or Hastelloy "C"
- ⑥ Explosion proof motor ME 1 / MD-1 / MD-2 / MD-3
- ⑦ Nozzle in Stainless Steel
- ⑧ Grounding rod

Type	SL-HC (Sealless)
Wetted parts	
Housing:	HC-4 (2.4610)
Seals:	FPM
Mechanical seal:	None
Bearings:	ETFE, Carbon
Drive shaft:	HC-4 (2.4610)
Examples of media:	Bromine, Chlorosulphonic Acid, Butylchloride, Chlorine Water and nearly all kinds of liquids
Type of impeller:	axial-flow rotor (R) or radial-flow impeller (L), Material: ETFE

For performance information see pages 6 & 7

Picture shows:
Pump tube with air motor MD-2

Lutz Pump Tubes RE for complete drum drainage

In stainless steel and polypropylene

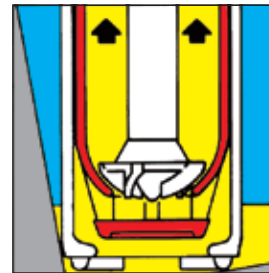


Nothing Left Behind

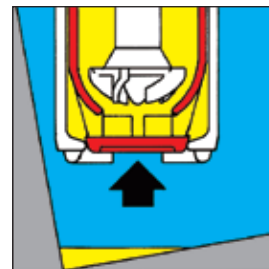
Not only more money in your pocket, but environmentally friendly. The RE pump provides THE solution for reducing waste and avoiding costs through product loss and waste disposal. Using the RE means almost no residue left in the drum.

Patented Solution


Simple to operate. When the impeller picks up air, the valve is closed by moving the lever 90°. With the water shut down and the liquid captured, the pump tube can then be moved to the next drum or liquid being disposed.



Sealing pot is open - the liquid is pumped out.



Closed sealing pot prevents runback when the pump is lifted.



Picture shows:
RE pump tube with motor B 36 / MI 4

Lutz Pump Tube RE 88 in PP and Stainless Steel

For complete drainage of highly toxic, expensive and sensitive liquids

RE 88 PP / RE 88 SS Mechanical Seal

Applications

The pump tubes RE-88 PP and RE-88 SS are designed to be used where drums or other containers have to be completely drained.

The relatively small pump tube diameter of 1.61" also makes the unit ideal for use in narrow-necked containers or in drums with a 2" bunghole.

The pump tube is non-lubricated, thus preventing contamination of the liquids pumped.

Structure and function

Lutz pump tubes are immersible centrifugal pumps.

The drive shaft of this pump is sealed by a single-acting mechanical seal (MS) above the impeller, making a robust sealing system.

The pump tube must not be allowed to run dry.

Length:

27", 39", 47"

Special length on request.



Pump tube also available in FDA/PURE version with Tri-Clamp connection. All materials coming into contact with the pumped medium are physiologically safe. The pump tubes are mainly used in the food, cosmetics and pharmaceutical industries.




The pump tube is "Zone 0" approved in combination with the original Lutz motors ME I / MD-1 / MD-2 / MD-3 in accordance with standards for use in hazardous locations.

For correct bonding and grounding see page 13.



Warning:

The RE 88 Polypropylene pump **must not** be used for flammable liquids.



Type	RE-88 PP (Mechanical Seal)	RE-88 SS (Mechanical Seal)
Wetted parts		
Housing:	PP	Stainless Steel (316 Ti)
Seals:	FPM	FEP coated
Mechanical seal:	Carbon, Ceramic, FPM, HC-4 (2.4610)	Carbon, Ceramic, PTFE, HC-4 (2.4610)
Bearings:	Carbon	Carbon
Drive shaft:	Stainless Steel (316 Ti), Hastelloy C	Stainless Steel (316 Ti)
Examples of media:	Water, Acids, Alkalis, Hydrazine, Oils, Fruit Juices, Galvanic Fluids, Phosphates, Sulphates, Nitrates etc.	Petrol, Fuel Oil, Diesel Oil, thin-bodied Oils, Solvents, Chlorine Carbon Hydrogens, Alcohols, Amines, Benzoles, Phenoles etc.
Type of impeller:	radial-flow impeller (L) Material: PP	radial-flow impeller (L) Material: ETFE


For performance information see pages 6 & 7

Picture shows:

RE Pump tube with motor MD-2

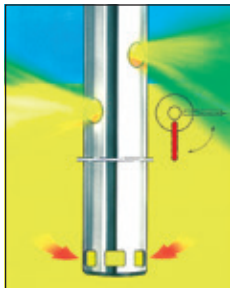
Two in One

Mixing pump tube for corrosive and neutral liquids

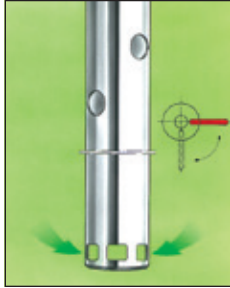


First mix then pump

When it comes to handling emulsions or suspensions which tend to settle at the bottom of the containers, the MP / mix and pump tube is an invaluable aid in ensuring that your liquids are gently re-mixed and homogenized.



Mix



Pump



Picture shows:
Mixing pump tube with motor B 55 T

Lutz MP Pump Tube in PP and Stainless Steel

For mixing and pumping of emulsions and suspensions

MP-PP / MP-SS Mechanical Seal

Applications

The Lutz mixing pump tube is designed to be used in any situation where it is necessary to mix and pump in a single operation.

The relatively small pump tube diameter of 1.97" (Polypropylene) and 1.61" (Stainless Steel) also makes the unit ideal for use in narrow containers or in drums with a 2" bunghole.

The flowrate, viscosity and density of the medium determine the mixing intensity and the delivery rate of the mixing pump tube. Experience has shown that the volume to be mixed should preferably not exceed 55 gallons if the medium is thin-bodied.

The drive shaft of this pump tube is sealed by a single-acting mechanical seal (MS) above the im-

PELLER, making a robust sealing system. The pump tube must not be allowed to run dry.

The pump tube is non-lubricated, thus preventing contamination of the liquids pumped.

Length:

39", 47"

Special length on request.



Pump tube also available in FDA/PURE version with Tri-Clamp connection. All materials coming into contact with the pumped medium are physiologically safe. These pump tubes are mainly used in the food, cosmetics and pharmaceutical industries.



The mixing pump tube in Stainless Steel is "Zone 0" approved in combination with the original Lutz motors ME I / MD-1 / MD-2 / MD-3 in accordance with standards for use in hazardous locations.

For correct bonding and grounding see page 13.



Warning:

The mixing pump tube in Polypropylene (PP) **must not** be used for flammable liquids.

Type	MP MS-PP (Mechanical Seal)	MP SL-PP (Sealless)	MP MS-SS (Mechanical Seal)
Wetted parts			
Housing:	PP	PP	Stainless Steel (316 Ti)
Seals:	–	–	FEP coatet
Mechanical seal:	Carbon, SiC, FPM, HC	–	Ceramic, PTFE, Stainless Steel (316 Ti)
Bearings:	ETFE/PTFE	ETFE/PTFE	Carbon
Drive shaft:	Stainless Steel (316 Ti)	Stainless Steel (316 Ti) optional HC-4 (2.4610)	Stainless Steel (316 Ti)
Examples of media:	Chemical, pharmaceutical and metalworking industries, in food production, in printing works, in car repair workshops and in painting/decorating firms.		
Type of impeller:	radial-flow impeller (L) Material: PP	radial-flow impeller (L) Material: PP	axial-flow rotor (R) Material: ETFE

For performance information see pages 6 & 7



Lever to activate mixing/pumping

Picture shows:

Mixing pump tube with motor Silver Star ME I 6

Lutz Progressive Cavity Pump B70V-SR

Smooth pumping of highly viscous liquids

B70V-SR (Portable, 32 lbs with motor)



1 1/2" male BSP or
1 1/4" SS hose barb
options:
1 1/2" NPTF adapter
or Tri Clamp

Hand wheel
Speed reducer
Ground clamp

Applications

For applications in the food, pharmaceutical and cosmetics industries no special shaft joint protection is needed.

Pump Tubes

Multiple pump tubes with different flow rates and lengths are available for the Lutz B70V-SR. The speed reducer is mounted directly on the pump tube. This reduces the relatively high speeds of the universal or compressed-air motors to a suitable speed for the pump tube of around 690 rpm. Pump tube, drive shaft and eccentric screw are made of Stainless Steel (316 Ti).

Do not run dry or against closed valve.

Tube diameter: 2.12"
Length: 39.4" or 43.3"

Drive Motors

A variety of electric and compressed air motors are available. (see page 4)



Pump tube also available in FDA/PURE version with Tri-Clamp connection. All materials coming into contact with the pumped medium are physiologically safe. These pump tubes are mainly used in the food, cosmetics and pharmaceutical industries.

Operating Data

Quantity: up to 13 GPM
Delivery head: up to 200 FT (87 PSI)
Temperature of medium: up to 284 °F
Viscosity: up to 50,000 cps
(with MD-2 air motor)

Accessories

Bypass valves, hoses, hose clips, dosing devices, electronic flow meters, batch dosing appliance with time control and other accessories are available on request.

Type	B70V-SR
Wetted parts	
Housing and Rotor:	Stainless Steel (316 Ti)
Seals:	FPM, FPM (FEP)
Mechanical seal:	Carbon/SS, FPM or SiC/SiC, FPM
Packing gland:	PTFE soft packing, safe for use with foodstuffs, tungsten carbide, FFPM
Drive shaft:	Stainless Steel (316 Ti)
Stator materials:	NBR light, FPM, PTFE
Examples of media:	Chemical industry: acids, lyes, sludge, viscous pastes, dispersions, adhesives, etc. Cosmetics industry: creams, soaps, toothpaste, shampoos and raw materials for soaps Confectionery industry: honey, syrups and preserves Paint and lacquer factories: paints, lacquers and pastes Food industry: milk, whey, cheese, spread and ketchup Mineral oil industry: high-viscosity oils and fluid greases.

Picture shows:
B70V-SR Sanitary pump with universal motor

For performance information see pages 6 & 7

With Lutz through thick and thin

Latest edition for sanitary applications: New B70V-H-SR Sanitary

NEW

Lutz B70V-H-SR Sanitary

Practical, reliable and ready for use

The design of the Lutz B70V-H-SR Sanitary pump emphasizes practical use: manually detachable only, thread-free connections have been used in areas that come in contact with the medium.

The Lutz B70V-H-SR Sanitary is fast and easy to dismantle for thorough mechanical cleaning and for quick reassembly.

An open type spring loaded mechanical seal is available or optionally, a closed version to avoid direct contact with the product.

All materials and the seal designs conform to 3-A Sanitary Standard.

Tube diameter: 2.12"


Length: 43.3" (Special length on request)

Connection: Tri-Clamp 2"

Thanks to the hand wheel connection, the drive motor can be quickly separated from the pump flange. This facilitates handling, cleaning and transferring the pump to a new container.

Operating Data

Quantity: up to 13 GPM
 Delivery head: up to 200 FT (87 PSI)
 Temperature of medium: up to 284 °F
 Viscosity: up to 50,000 cps
 (with MD-2 air motor)



Accessories:
 Tri-Clamp fitting and
 Tri-Clamps for hose
 connection spout 2"



Type	Lutz B70V Sanitary
Wetted parts	
Housing:	Stainless Steel (316 L)
Rotor:	Stainless Steel (316 Ti)
Seals:	EPDM (FDA compliant)
Mechanical seal:	SiC/hard carbon/EPDM (acc. to 3-A standard) opt. SiC/SiC/EPDM or closed version for stricter requirements
Drive shaft:	Stainless Steel (316 Ti)
Stator materials:	PTFE
Examples of media:	Cosmetics industry: creams, soaps, toothpaste, shampoos and raw materials for soaps Confectionery industry: honey, syrups and preserves Food industry: milk, whey, cheese, spread and ketchup

Picture shows:

B70V-H-SR Sanitary pump with universal motor and compressed air motor

With Lutz through thick and thin

B70V-D / B70V-HD



Lutz B70V-D / Lutz B70V-HD

Robust and versatile: Lutz B70V-D

A powerful pump that is the ideal solution for semiviscous or even highly viscous, tough substances right up to their flowability limits (to 100,000 cps). Another benefit: The B70V-D has a capacity of up to 19.8 GPM with a delivery head of up to 145 PSI. The power transmission from



the motor to the eccentric screw gear is achieved through a torsion shaft or a universal joint shaft. You can choose between air operation or 400 V three-phase.

Up to the challenge: Lutz B70V-HD

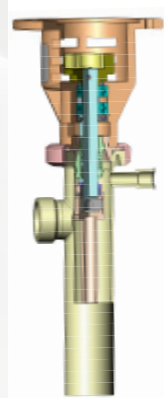
Developed for special requirements and suitable with viscous, tacky, crystallizing, contaminated or thermosetting fluids such as paints and lacquers. The constant rinse flow through the circulation/flushing connection prevents blockages and the

build-up of any deposits in the mechanical seal area. The pump can be cleaned easily and is ATEX-approved.

Driven by 3-phase/compressed air motors (B70V-HD-D, DA) or universal motors (B70V-HD-SR).

Circulation/flushing connection

- For viscous, tacky, crystallizing, contaminated or thermosetting fluids such as paints and lacquers
- Constant rinse flow through the circulation/flushing connection prevents blockages and build-up of deposits in the mechanical seal area
- Pump and pressure line can be emptied using the 3-phase reversible motor and rinsed with solvents



Type	B70V-D	B70V-HD
Wetted parts		
Housing and Rotor:	SS (316 Ti) or galvanized steel	SS (316 Ti)
Seals:	FPM, FPM (FEP)	FPM or EPDM
Mechanical seal:	Carbon/CrMo-casting, FPM (optional SiC/SiC, FPM)	WC/WC/EPDM
Packing gland:	PTFE soft packing, safe for use with foodstuffs	–
Drive shaft:	SS (316 Ti) or galvanized steel	SS (316 Ti)
Stator materials:	NBR light, FPM, PTFE	PTFE
Examples of media:	Viscous and quickly hardening media (such as e.g. paints, lacquers, adhesives, resins)	Cosmetic products, foodstuffs, resins, emulsions, colours, viscous mineral oils

Picture shows:
Lutz B70V-D pump

Lutz HD-E

The intelligent solution for the pumping of medium-viscous liquids

High efficiency, low weight and fast disassembly for easy cleaning make the Lutz HD-E a practical drum pump system especially for medium viscous liquids.

Suitable for pumping of: acids and basic liquids, oils, waste disposal liquids, colors, foods, and in cosmetics - creams and ingredients.

Tube diameter: 1.61"

Length: 39" (Special length on request)

Connection: Tri-Clamp 1 1/4"

Operating Data

Quantity: up to 5.3 GPM
 Delivery head: up to 131 FT (60 PSI)
 Temperature of medium: up to 212 °F
 Viscosity: up to 4,000 cps



Pump tube also available in FDA/PURE version with Tri-Clamp connection. All materials coming into contact with the pumped medium are physiologically safe. The pump tubes are mainly used in the food, cosmetics and pharmaceutical industries.



Type	HD-E
Wetted parts	
Housing:	Stainless Steel (316 Ti)
Rotor:	Stainless Steel (316 Ti)
Seals:	FPM, EPDM (FDA compliant)
Mechanical seal:	Carbon/CrMo-casting (Bellows constr.)
Drive shaft:	Stainless Steel (316 Ti)
Stator materials:	PTFE
Examples of media:	Acid and basic liquids, oils, used oil, waste disposal liquids, colours, foodstuffs, cosmetics and creams.

Picture shows:
Lutz HD-E pump

Lutz B2 Vario Drum and Laboratory Pump

B2 Vario (polypropylene, polyvinylidene or stainless steel)

Safety First

Personal safety and the environment are of vital importance when it comes to handling chemicals or other dangerous liquids, particularly when transferring small amounts of liquid. The Lutz B2 Vario provides a complete solution. The infinitely variable speed controller with an integrated on/off switch allows controlled and comfortable filling of smaller and larger amounts of liquid. The operator can gradually regulate the delivery rate from lowest up to requested speed by single-hand operation.

- Simple and safe to operate by integrated ergonomically designed handles and nozzle
- Ultra quiet, long service life
- **Different lengths available**
19", 27" and 39" for the use in small vessels up to 55 gal. drums
- Wide range of applications due to the sealless construction
- User-friendly and easy to disassemble
- Available in **110 V/230 V** or **air motor**
- Available in **polypropylene, polyvinylidene fluoride** and **stainless steel 316**

From a single pump to a complete system, for safe and accurate transfer.

- **Laboratory pump**
with hose connection
- **Set:**
pump, 5' PVC-hose, Lutz nozzle, 2 hose clamps, wall bracket.




Variable speed motor 110 V with safety cut-off to enable the transfer of liquids in small amounts

Set:
Lutz B2 Vario with 110 V motor and pump tube PP-SL 32



Set:
Lutz B2 Vario with air motor and pump tube SS-SL 28



Operating pressure: 87 PSI
Air consumption: 13 CFM

For more details request literature
Lutz B2 Vario (Ref. no. 9000-117)

Model	Lutz B2 Vario PVDF-SL 32	Lutz B2 Vario PP-SL 32	Lutz B2 Vario SS-SL 28
Wetted parts			
Housing:	PVDF	PP	Stainless Steel (316 Ti)
Seals:	None	None	None
Mechanical seal:	None	None	None
Bearings:	ETFE/PTFE	ETFE/PTFE	ETFE/PTFE
Drive shaft:	Hastelloy C	Hastelloy C	Stainless Steel (316 Ti)
Examples of media:	Thin bodied highly concentrated acids and alkalis	Battery acid, ammonia solution, glycols, photographic developer/-fixer, phosphoric acid, hydrochloric acid and hydrogen peroxide, etc.	Oil-based lubricants, non-flammable solvents, plasticizer, etc.
Type of impeller:	axial-flow rotor (R) Material: ETFE	axial-flow rotor (R) Material: PP	axial-flow rotor (R) Material: ETFE

Lutz Flowmeter TR-Series

Quick, easy and precise

Features:

- ✓ Chemical resistance against corrosive and aggressive liquids
- ✓ Easy calibration
- ✓ Proven radial turbine technology
- ✓ Totalizer function
- ✓ Light weight, compact design with rotatable (90°) display
- ✓ For all drum and container pumps



PP for neutral and aggressive liquids

such as glycol, ferric (III) chloride, hydrochloric acid, phosphoric acid, etc.



PVDF for highly aggressive fluids

such as chlorine solution, nitric acid, sulphuric acid, etc.



The TR series flow meter can be combined with all drum and container pumps with the 1" or 1 1/4" connection. Simply attach the union fitting – and it is ready for use.



For more details request literature:
Lutz Flow Control System (Ref. no. 9000-124)

Model		TR90-PP	TR90-PVDF
Material (in contact with the medium)	Housing top	PP	PVDF
	Keypad	PES	PES
	Turbine	PP	PVDF
	Shaft	HC C-2000 (2.4675)	HC C-2000 (2.4675)
	Seal	FPM	FPM
Range of measurement	GPM	1.3-23.8	1.3-23.8
Range of viscosity	cps	0.8-40	0.8-40
Maximum pressure	PSI	58 (at 68 °F)	58 (at 68 °F)
Connection*		1 or 1 1/4	1 1/4
Temperature range	°F	14-122	14-122

*Inline fittings 1" available

Lutz Modular Flow Control System

TS Series: Nutating disc principle

Totalizing and batch control at your fingertips

Precision, flexibility and user-friendliness are convincing.

Discover the advantages of innovative Lutz technology:

- ✓ Touch screen display
- ✓ Batch control functionality
- ✓ Multilingual menus
- ✓ Simple plain-text operation
- ✓ Integrated help function
- ✓ High precision through overrun correction and characteristic adjustment
- ✓ Safety and monitoring functions
- ✓ Simple system connection
- ✓ Plug & play modular design

The TS Series: Product Features

The flow meters in plastic or metal version are nutating disc types and are suitable for the transfer of neutral, aggressive, flammable and viscous liquids.

- Wide range of applications
- Available in PU version



Type ST for neutral liquids

such as water, heating oil, diesel and hydraulic fluid

Type SL for aggressive acids and caustic solutions

such as hydrochloric acid, sulphuric acid and caustic



Type VA I for highly flammable and aggressive media

such as ether, styrene, xylene, nitric acid, tetrahydrofuran

For more details request literature:
Lutz Flow Control System (Ref. no. 9000-124)



Lutz Modular Flow Control System

HDO Series: Oval gear principle

The HDO Series: Product Features

The flow meters in plastic or metal version are oval gear types and are suitable for the transfer of thin-bodied to highly viscous liquids.

- For high flow volumes, temperatures and pressures
- Few components and wearing parts
- Low pressure loss in the plant

Non Ex-Version:

For neutral liquids, many acids and alkalis, mineral oil and cosmetic products, foods, paints and lacquers, etc.

Ex-Version:

For flammable mineral oil products, easily flammable hydrocarbons and other chemicals in explosion hazardous areas



Type HDO 250

For small and medium flow volumes up to 45 GPM, housing material plastic or metal. With threaded or flange connection.


Type HDO 400

For medium flow volumes up to 65 GPM, housing material metal. With threaded or flange connection.

Type HDO 500

For large flow volumes up to 100 GPM, housing material plastic or metal. With flange connection.

**For more details request literature:
Lutz Flow Control System (Ref. no. 9000-124)**



Lutz Drum Pump Sets

The quick Solution for many Applications

Electric or Air driven Drum Pump Set for Acids and Base solutions

Consisting of:

Motor B36 with 16 ft cord or MD2 air motor, pump tube PP 39" sealless, high head impeller, Hastelloy C shaft, PP Barrel Adaptor, 3/4" PP Nozzle, 8' PVC Hose, Hose Clamps, Wall Hanger



Type of motor:	B36	MD2 Air motor
Technical Data:		
Max. Viscosity:	760 CPS	1100 CPS*
Max. Capacity:	13.2 GPM	13.2 GPM
Max. Temp:	122 °F	122 °F
Max. S.G.	1.4	1.6
Immersion depth:	39"	39"
Order-No.	0205-111-1	0205-111-2
Immersion depth:	47"	47"
Order-No.	0205-112-1	0205-112-2
Immersion depth:	55"	55"
Order-No.	0205-113-1	0205-113-2



Electric or Air driven Drum Pump Set for Highly Corrosive Acids and Base solutions

Consisting of:

Motor B55T-5 with 16 ft cord or MD2 air motor, pump tube PVDF 39" sealless, high head impeller, Hastelloy C shaft, PP Barrel Adaptor, 1" PVDF Nozzle with swivel, 8' Chemical Hose, Hose Clamps, Wall Hanger



Type of motor:	B55T-5	MD2 Air motor
Technical Data:		
Max. Viscosity:	760 CPS	1100 CPS*
Max. Capacity:	13.2 GPM	13.2 GPM
Max. Temp:	176 °F	176 °F
Max. S.G.	1.6	1.6
Immersion depth:	39"	39"
Order-No.	0205-201-1	0205-201-2
Immersion depth:	47"	47"
Order-No.	0205-202-1	0205-202-2
Immersion depth:	55"	55"
Order-No.	0205-203-1	0205-203-2



*Max. 760 CPS is with hand nozzle

Lutz Drum Pump Sets

Saving You Time and Money

Electric or Air Driven Drum Pump Sets for Flammables, Hazardous Locations

Consisting of:

Motor ME I 6 EX, Class I Group C&D, Class II Groups F&G (Explosion Proof) with 16 ft cord or MD2 air motor, pump tube SS 39" sealless, high head impeller 1" SS Barrel Adaptor, 1" SS Nozzle with swivel, 8 ft. Conductive Chemical Tubing with Conductive Fittings, Ground & Bonding wires, Wall Hanger



Type of motor:

ME I 6 (Ex)

MD2 Air motor (Ex)

Technical Data:

Max. Viscosity:	750 CPS	1100 CPS*
Max. Capacity:	13.2 GPM	13.2 GPM
Max. Temp:	176 °F	176 °F
Max. S.G.	1.6	1.6

Immersion depth:	39"	39"
Order-No.	0205-411-1	0205-411-2

Immersion depth:	47"	47"
Order-No.	0205-412-1	0205-412-2

Immersion depth:	55"	55"
Order-No.	0205-413-1	0205-413-2



Electric or Air Driven Drum Pump Sets for Thin-bodied Oils and Diesel Fuel

Consisting of:

Motor B36 with 16 ft cord or MD2 air motor, pump tube ALU 39" sealless, high head impeller, 316 stainless steel shaft, PP Barrel Adaptor, 1" aluminium Nozzle with swivel, 8' PVC Hose, Hose Clamps, Wall Hanger



Type of motor:

B36

MD2 Air motor

Technical Data:

Max. Viscosity:	760 CPS	1100 CPS*
Max. Capacity:	15.9 GPM	15.9 GPM
Max. Temp:	140 °F	140 °F
Max. S.G.	1.4	1.6

Immersion depth:	39"	39"
Order-No.	0205-301-1	0205-301-2

Immersion depth:	47"	47"
Order-No.	0205-302-1	0205-302-2

Immersion depth:	55"	55"
Order-No.	0205-303-1	0205-303-2



*Max. 760 CPS is with hand nozzle

Lutz Drum Pump Sets 'PURE' - FDA / 3A

Perfect for cosmetics, laboratory, food Industry

PURE Lutz Pump Set for FDA / 3A applications, non Ex application

Consisting of:

Electric or air driven motor, 8 ft. Food Grade Hose 1", non-conductive Tri-clamp connections, 39" / 47" / 55", high-head ETFE impeller, 2" PP drum adapter, SS Nozzle / EPDM seal, with swivel, Wall hanger



B55-T



MD2 Air motor

Type of motor:

Technical Data:

Motor:	120 V, 0.68 hp, TEFC	0.54 hp, 87 psi, 32 CFM
Max. Viscosity:	1000 CPS	1100 CPS*
Max. Capacity:	13.2 GPM	13.2 GPM
Max. spec. Gravity:	1.6	1.6

Immersion depth:	39"	39"
Order-No.	P206-411-1	P206-411-2
Immersion depth:	47"	47"
Order-No.	P206-412-1	P206-412-2
Immersion depth:	55"	55"
Order-No.	P206-413-1	P206-413-2



Tri-clamp connections



PURE Lutz Pump Set for FDA / 3A applications, EX proof applications

Consisting of:

Electric or air driven motor, 8 ft. Food Grade Hose 1", conductive, Tri-clamp conductive connections, 39" / 47" / 55", high-head ETFE impeller, 2" SS drum adapter, SS Nozzle / EPDM seal, with swivel, Wall hanger, Ground & Bonding wires



ME I 6 (Ex)



MD2 Air motor

Type of motor:

Technical Data:

Motor:	120 V, 0.68 hp, TEFC	0.54 hp, 87 psi, 32 CFM
Max. Viscosity:	750 CPS	1100 CPS*
Max. Capacity:	13.2 GPM	13.2 GPM
Max. spec. Gravity:	1.6	1.6

Immersion depth:	39"	39"
Order-No.	P206-511-1	P206-511-2
Immersion depth:	47"	47"
Order-No.	P206-512-1	P206-512-2
Immersion depth:	55"	55"
Order-No.	P206-513-1	P206-513-2



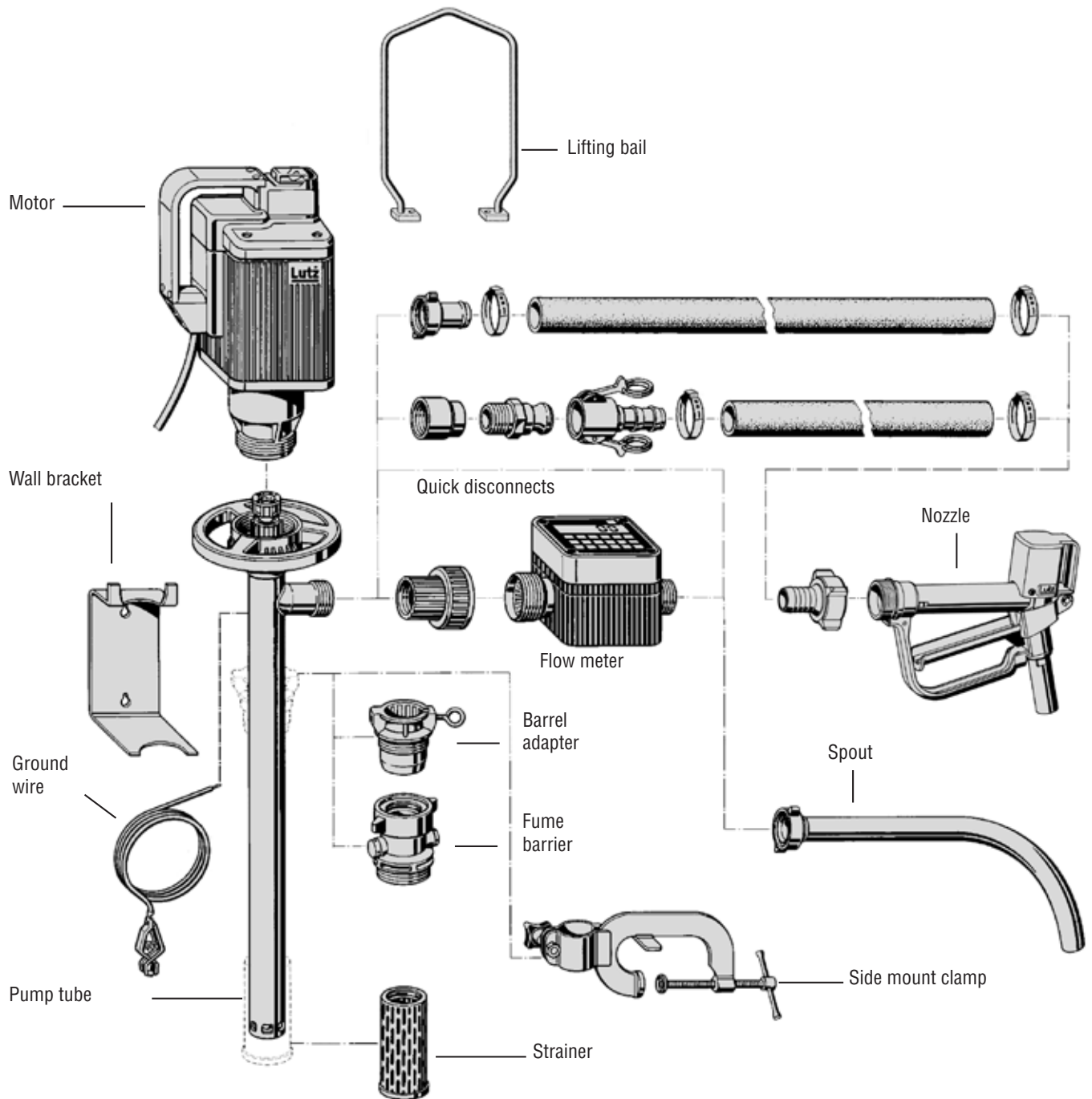
Tri-clamp connections



*Max. 760 CPS is with hand nozzle

Genuine Lutz Accessories

For your safety and convenience, "one stop shopping"



The image illustrates entire range of Lutz accessories for drum pumps. Choose the components according to your specific needs.

**For more details request literature:
Lutz Accessories (Ref. no. 9000-142)**

Twice the **COMPETENCE...**



Professional Fluid Management

Drum pump sets


Drum and container pumps

Eccentric screw drum pumps

Flow meter systems

Air operated double diaphragm pumps

Vertical and horizontal centrifugal pumps



Lutz Pumps, Inc.

1160 Beaver Ruin Road · Norcross, Georgia 30093-4898 · U.S.A.

Phone 770 / 9 25 12 22 · toll free 800 / 8 43 39 01 · Fax: 770 / 9 23 03 34 · e-mail: info@lutzpumpsamerica.com

www.lutzpumpsamerica.com

...simply **UNIQUE**




A Measured Step Forward



Dosing pumps and accessories
Chemical Feed Systems
Measuring and control technology

System and process technology
Chemical centrifugal pumps
Water disinfection



Lutz-Jesco America Corp.

55 Bernar Park · Rochester, NY 14624 · U.S.A.

toll free 800-554-2762 · Fax: 585-426-4025 · e-mail: mail@lutzjescoamerica.com

www.lutzjescoamerica.com



Drum and Container Pumps · Flow Meters · Double Diaphragm Pumps

Lutz offers the optimum solution for professional Fluid Management

Lutz Pumps, Inc.

1160 Beaver Run Road
Norcross, GA 30093-4898
Phone: (770) 925-1222
(800) 843-3901
Fax: (770) 923-0334

www.lutzpumps.com
e-mail: info@lutzpumpsamerica.com

0699-185